

## Flat - glass



## MOD 0746

## 304

INDOOR	L1	
13.0746.000.12	12 - 22	4

## 316

OUTDOOR	L1	
14.0746.000.12	12 - 22	4

## Zinc

INDOOR	L1	
10.0746.000...	12 - 22	4



## Flat - glass



## MOD 0746

## 304

INDOOR	H	L	L1	
13.0746.300.12	30	70	16 - 26	4
13.0746.400.12	40	80	16 - 26	4
13.0746.500.12	50	90	16 - 26	4



## Flat - glass

## Q-INFO

## Zinc

## MOD 0746.000 Finishes

## Raw



10.0746.....00

## Matt chrome



10.0746.....16

## Stainless steel effect



10.0746.....19

Black  
RAL 9005

10.0746.....31

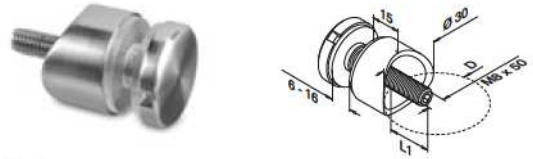
White  
RAL 9016

10.0746.....32

Aluminium  
white RAL 9006

10.0746.....36

## Tube - glass



## MOD 0746

## 304

INDOOR	D	L1	
13.0746.033.12	Ø 33,7	12 - 22	4
13.0746.042.12	Ø 42,4	12 - 22	4
13.0746.048.12	Ø 48,3	12 - 22	4

## 316

OUTDOOR	D	L1	
14.0746.033.12	Ø 33,7	12 - 22	4
14.0746.042.12	Ø 42,4	12 - 22	4
14.0746.048.12	Ø 48,3	12 - 22	4
14.0746.060.12	Ø 60,3	12 - 22	4

## Zinc

INDOOR	D	L1	
10.0746.033...	Ø 33,7	12 - 22	4
10.0746.042...	Ø 42,4	12 - 22	4



## MOD 0740

## 304

INDOOR	
13.0740.000.12	4

## 316

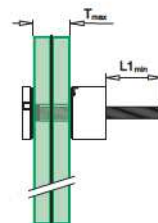
OUTDOOR	
14.0740.000.12	4



## Tube - glass

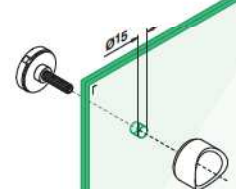
## Q-INFO

## MOD 0746



## Q-INFO

## MOD 0746.0xx



Q-31

## Q-INFO

## Zinc

## MOD 0746.0xx Finishes

## Raw



10.0746.....00

## Stainless steel effect



10.0746.....19