

MOD 6925 / 6920

304

INDOOR	□	
13.6925.040.12	40 x 40	L = 2500 mm
13.6920.040.12	40 x 40	L = 5000 mm

316

OUTDOOR	□	
14.6925.040.12	40 x 40	L = 2500 mm
14.6920.040.12	40 x 40	L = 5000 mm



MOD 50 - □ 40 x 40 mm

Accessories

	U	T	
19.5042.208.00	24	8 - 11	L = 2500 mm
19.5042.211.00	24	11,5 - 13,5	L = 2500 mm
19.5042.215.00	24	15	L = 2500 mm
19.5042.216.00	24	16 - 17,5	L = 2500 mm
19.5042.219.00	24	19	L = 2500 mm
19.5042.222.00	24	20 - 21,5	L = 2500 mm

19.5042.008.00	24	8 - 11	L = 5000 mm
19.5042.011.00	24	11,5 - 13,5	L = 5000 mm
19.5042.015.00	24	15	L = 5000 mm
19.5042.016.00	24	16 - 17,5	L = 5000 mm
19.5042.019.00	24	19	L = 5000 mm
19.5042.022.00	24	20 - 21,5	L = 5000 mm

19.5042.508.00	24	8 - 11	L = 25 m
19.5042.511.00	24	11,5 - 13,5	L = 25 m
19.5042.515.00	24	15	L = 25 m
19.5042.516.00	24	16 - 17,5	L = 25 m
19.5042.519.00	24	19	L = 25 m
19.5042.522.00	24	20 - 21,5	L = 25 m

Q-INFO

MOD 6925 / 6920

Calculation basis for cap rails

calculated by ONDRA

	□ (mm)	A (cm ²)	I _x (cm ⁴)	I _y (cm ⁴)	W _x (cm ³)	W _y (cm ³)	M (kg/m)	R _{pe,2} (kN/cm ²)	R _m (kN/cm ²)
13.6925.040.12 / 13.6920.040.12	40 x 40	3,00	4,95	6,80	2,31	3,40	2,40	23	54
14.6925.040.12 / 14.6920.040.12	40 x 40	3,00	4,95	6,80	2,31	3,40	2,40	24	53

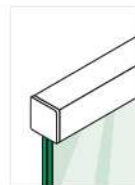
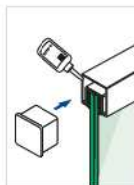
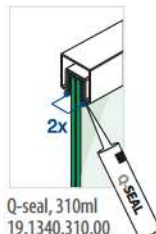
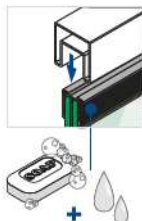
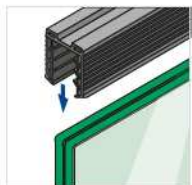
A = cross sectional area

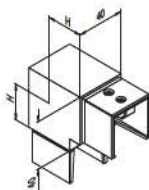
W_x / W_y = section modulusR_{pe,2} = permissible stressI_x / I_y = second moment of area

M = weight

R_m = minimum tensile strength

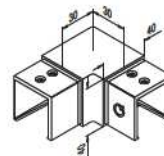
Q-INFO

Q-24 Q-seal, 310ml
19.1340.310.00Q-21 Q-glue, 50 ml
19.1331.000.00



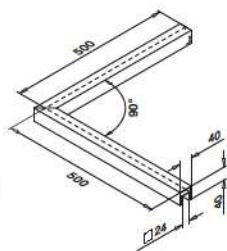
MOD 6303

304			
INDOOR	□	H	
13.6303.040.12	40 x 40	30	2
316			
OUTDOOR	□	H	
14.6303.040.12	40 x 40	30	2



MOD 6313

304			
INDOOR	□		
13.6313.040.12	40 x 40		2
316			
OUTDOOR	□		
14.6313.040.12	40 x 40		2

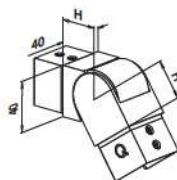


MOD 6320

316			
OUTDOOR	□		
14.6320.040.12	40 x 40		1



25–55°
Downwards

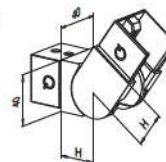


MOD 6302

304			
INDOOR	□	H	
13.6302.040.12	40 x 40	30	2
316			
OUTDOOR	□	H	
14.6302.040.12	40 x 40	30	2



25–55°
Upwards

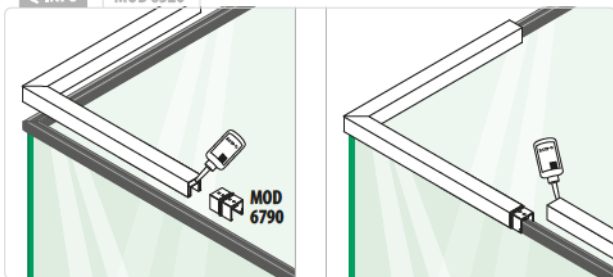


MOD 6312

304			
INDOOR	□	H	
13.6312.040.12	40 x 40	30	2
316			
OUTDOOR	□	H	
14.6312.040.12	40 x 40	30	2



Q-INFO MOD 6320





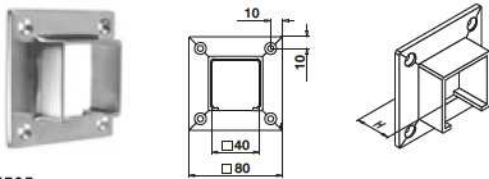
MOD 6790

304			
INDOOR	□		
13.6790.040.12	40 x 40		2
316			
OUTDOOR	□		
14.6790.040.12	40 x 40		2



MOD 6732

304			
INDOOR	□		
13.6732.040.12	40 x 40		2
316			
OUTDOOR	□		
14.6732.040.12	40 x 40		2



MOD 6505

304					
INDOOR	□	H			
13.6505.040.12	40 x 40	29	QS-7	334	2
316					
OUTDOOR	□	H			
14.6505.040.12	40 x 40	29	QS-50	334	2



Q-INFO

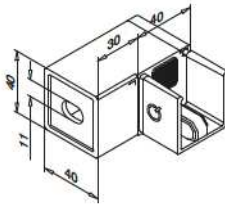


Q-23
Q-cleaner
300 ml
19.0601.000.00

Q-INFO



Q-22
Q-ultra-clean
500 ml
19.0610.000.00



MOD 6507

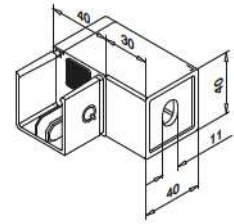
316

OUTDOOR

14.6507.040.12 40 x 40 QS-64 338 2



International Design Model Protection



MOD 6508

316

OUTDOOR

14.6508.040.12 40 x 40 QS-64 338 2

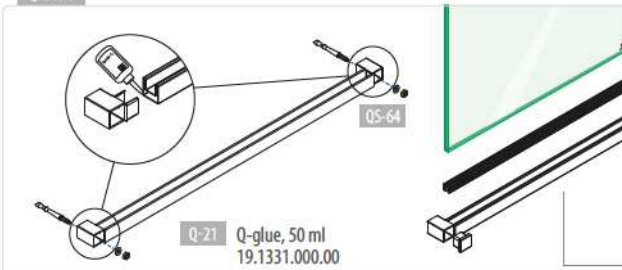


International Design Model Protection

Q-INFO



Q-INFO



Q-21 Q-gluе, 50 ml
19.1331.000.00

