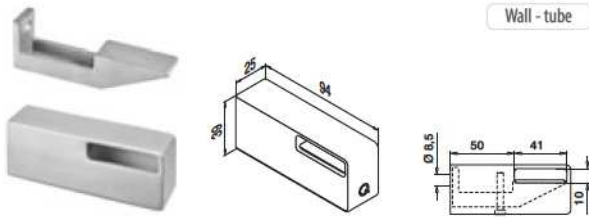




## SQUARE LINE® 40x10

Seamless and edgy, with no visible screws to distract the eye, these unique square handrails are a design exclusive. The Square Line® handrail system proves how simple good design can be. Matching connectors and end pieces make it possible for you to finish this wall handrail to the last detail.





## MOD 4134 - □ 40 x 10 mm

304

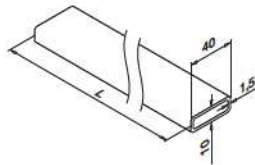
<b>INDOOR</b>	□		
13.4134.041.12	40 x 10 x 1,5	QS-35 / QS-3	334 2

316

<b>OUTDOOR</b>	□		
14.4134.041.12	40 x 10 x 1,5	QS-34 / QS-4	334 2



International Design Model Protection



## MOD 4925 / 4900 - □ 40 x 10 mm

304

<b>INDOOR</b>	□	
13.4925.041.12	40 x 10 x 1,5	L = 2500 mm
13.4900.041.12	40 x 10 x 1,5	L = 5000 mm

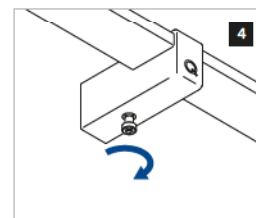
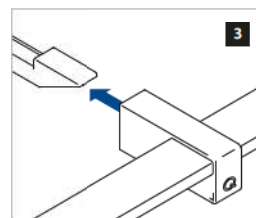
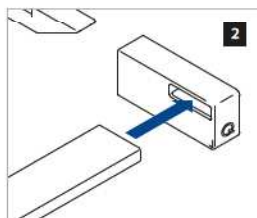
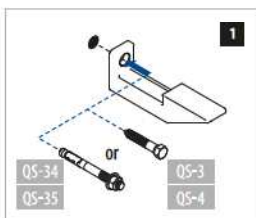
316

<b>OUTDOOR</b>	□	
14.4925.041.12	40 x 10 x 1,5	L = 2500 mm
14.4900.041.12	40 x 10 x 1,5	L = 5000 mm



## Q-INFO

## MOD 4134 / 4900 / 4925



## Q-INFO

## MOD 4925 / 4900

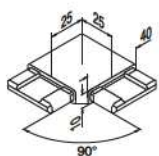

## Calculation basis for tubes

calculated by ONDRA

	□ (mm)	A (cm <sup>2</sup> )	I <sub>x</sub> (cm <sup>4</sup> )	I <sub>y</sub> (cm <sup>4</sup> )	W <sub>x</sub> (cm <sup>3</sup> )	W <sub>y</sub> (cm <sup>3</sup> )	M (kg/m)	R <sub>p0.2</sub> (kN/cm <sup>2</sup> )	R <sub>m</sub> (kN/cm <sup>2</sup> )
13.4900.041.12 / 13.4925.041.12	40 x 10	1,38	0,22	2,28	0,44	1,14	2,4	23	54
14.4900.041.12 / 14.4925.041.12	40 x 10	1,38	0,22	2,28	0,44	1,14	2,4	24	53

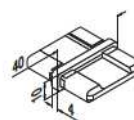
A = cross sectional area  
 I<sub>x</sub> / I<sub>y</sub> = second moment of area  
 W<sub>x</sub> / W<sub>y</sub> = section modulus  
 M = weight  
 R<sub>p0.2</sub> = permissible stress  
 R<sub>m</sub> = minimum tensile strength

## SQUARE LINE® 40x10 - Connectors



## MOD 4301

304		
INDOOR	<input type="checkbox"/>	
13.4301.041.12	40 x 10 x 1,5	2
316		
OUTDOOR	<input type="checkbox"/>	
14.4301.041.12	40 x 10 x 1,5	2

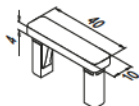


## MOD 4790

304		
INDOOR	<input type="checkbox"/>	
13.4790.041.12	40 x 10 x 1,5	2
316		
OUTDOOR	<input type="checkbox"/>	
14.4790.041.12	40 x 10 x 1,5	2



## SQUARE LINE® 40x10 - End fittings



## MOD 4732

304		
INDOOR	<input type="checkbox"/>	
13.4732.041.12	40 x 10 x 1,5	2
316		
OUTDOOR	<input type="checkbox"/>	
14.4732.041.12	40 x 10 x 1,5	2



## Q-INFO



Q-23  
Q-cleaner  
300 ml  
19.0601.000.00

## Q-INFO



Q-22  
Q-ultra-clean  
500 ml  
19.0610.000.00