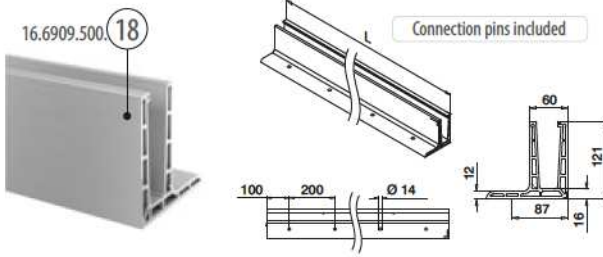


Railing bases

EASY GLASS® PRO F - Base shoe, top mount



MOD 6909

Aluminium	Stainless steel effect
OUTDOOR	
16.6909.500.18	QS-562 342 / QS-563 342 L = 5000 mm



International Design Model Protection

Railing bases

EASY GLASS® PRO - Connection pins



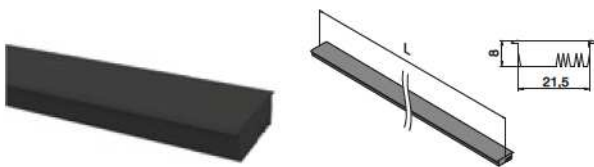
MOD 3005

316	
OUTDOOR	
14.3005.000.00	6



Railing bases

EASY GLASS® PRO - Cover / intermediate rubber

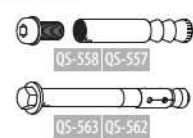


MOD 6901

Accessories	
19.6901.001.00	L = 2500 mm

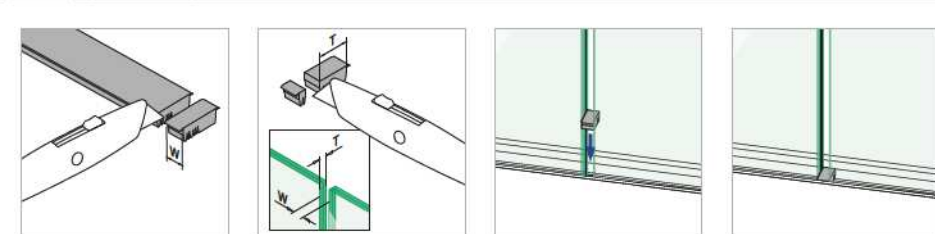


Q-INFO MOD 6909



Please see pages 22-25 to choose the anchor you need regarding your construction situation.

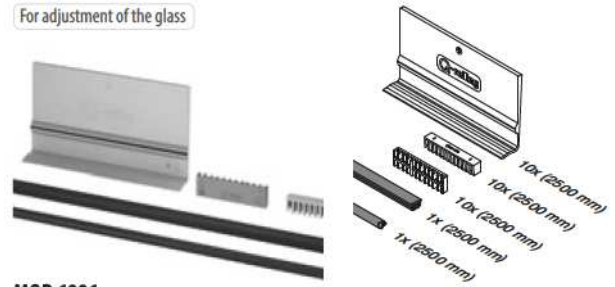
Q-INFO MOD 6901



Railing bases

EASY GLASS® PRO - Rubber set

For adjustment of the glass



MOD 6906

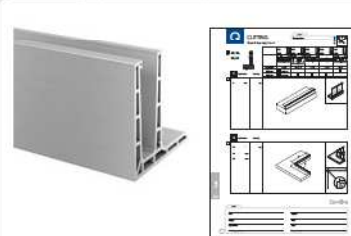
Accessories		
	T	
19.6906.012.00	12	L = 2500 mm
19.6906.013.00	12,76 (6 - 0,76 - 6)	L = 2500 mm
19.6906.014.00	13,52 (6 - 1,52 - 6)	L = 2500 mm
19.6906.015.00	15	L = 2500 mm
19.6906.017.00	16,76 (8 - 0,76 - 8)	L = 2500 mm
19.6906.018.00	17,52 (8 - 1,52 - 8)	L = 2500 mm
19.6906.019.00	19	L = 2500 mm
19.6906.021.00	20,76 (10 - 0,76 - 10)	L = 2500 mm
19.6906.022.00	21,52 (10 - 1,52 - 10)	L = 2500 mm

19.6906.912.00	12	L = 5000 mm
19.6906.913.00	12,76 (6 - 0,76 - 6)	L = 5000 mm
19.6906.914.00	13,52 (6 - 1,52 - 6)	L = 5000 mm
19.6906.915.00	15	L = 5000 mm
19.6906.917.00	16,76 (8 - 0,76 - 8)	L = 5000 mm
19.6906.918.00	17,52 (8 - 1,52 - 8)	L = 5000 mm
19.6906.919.00	19	L = 5000 mm
19.6906.921.00	20,76 (10 - 0,76 - 10)	L = 5000 mm
19.6906.922.00	21,52 (10 - 1,52 - 10)	L = 5000 mm

NEW

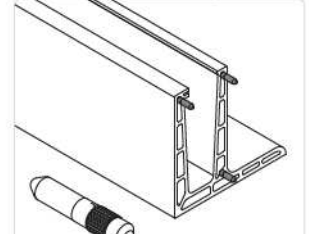
International Design Model Protection

Q-INFO MOD 6909

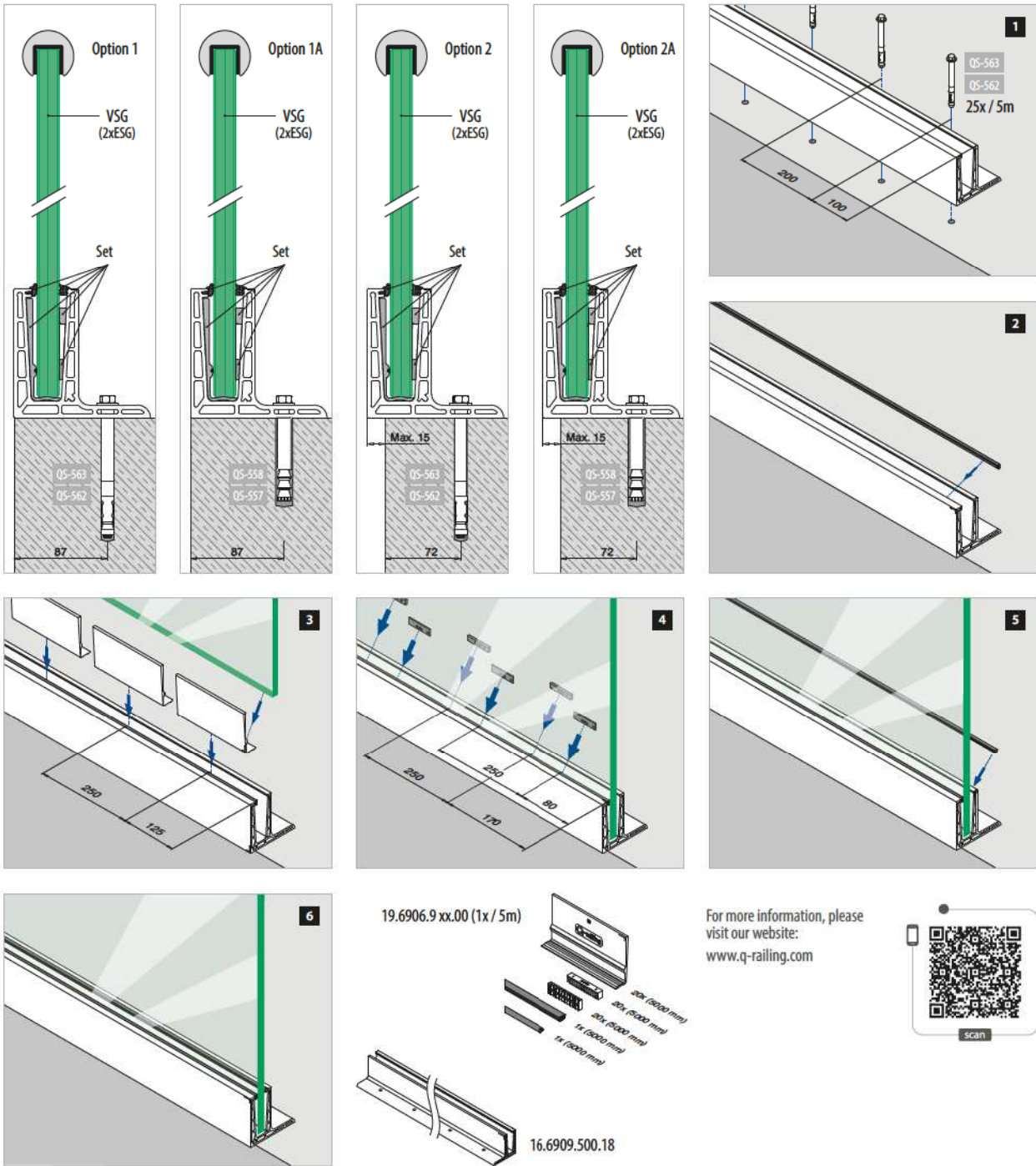


We can cut this article for you based on your specifications for length and required angles. Contact us for details, or see the 'Cutting' information on page 376-378, 382.

Q-INFO MOD 3005



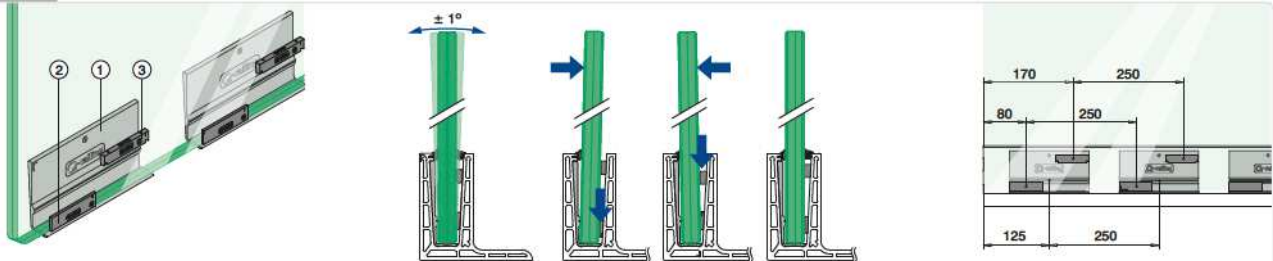
Q-INFO



VSG (2x ESG): Laminated glass from toughened glass
 ESG : Toughened glass

Please note for specifications such as mounting and glass dimension measurements, see the respective certificates.

Q-INFO



EASY GLASS® PRO - Rubber set

No adjustment of the glass (fixed mounting)



MOD 6901

Accessories		
	T	☐
19.6901.012.00	12	L = 2500 mm
19.6901.013.00	12,76 (6 - 0,76 - 6)	L = 2500 mm
19.6901.014.00	13,52 (6 - 1,52 - 6)	L = 2500 mm
19.6901.015.00	15	L = 2500 mm
19.6901.017.00	16,76 (8 - 0,76 - 8)	L = 2500 mm
19.6901.018.00	17,52 (8 - 1,52 - 8)	L = 2500 mm
19.6901.019.00	19	L = 2500 mm
19.6901.021.00	20,76 (10 - 0,76 - 10)	L = 2500 mm
19.6901.022.00	21,52 (10 - 1,52 - 10)	L = 2500 mm

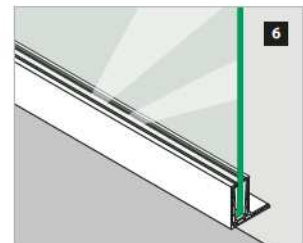
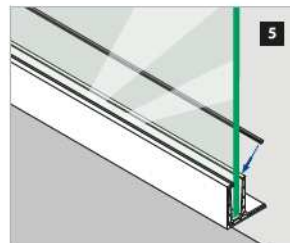
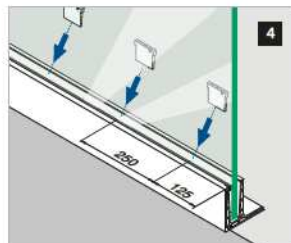
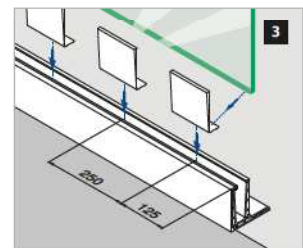
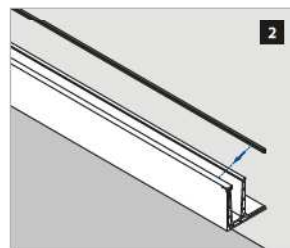
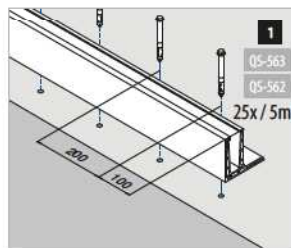
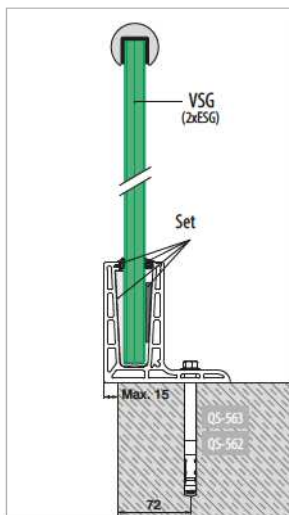
19.6901.912.00	12	L = 5000 mm
19.6901.913.00	12,76 (6 - 0,76 - 6)	L = 5000 mm
19.6901.914.00	13,52 (6 - 1,52 - 6)	L = 5000 mm
19.6901.915.00	15	L = 5000 mm
19.6901.917.00	16,76 (8 - 0,76 - 8)	L = 5000 mm
19.6901.918.00	17,52 (8 - 1,52 - 8)	L = 5000 mm
19.6901.919.00	19	L = 5000 mm
19.6901.921.00	20,76 (10 - 0,76 - 10)	L = 5000 mm
19.6901.922.00	21,52 (10 - 1,52 - 10)	L = 5000 mm

19.6901.512.00	12	L = 25 m
19.6901.513.00	12,76 (6 - 0,76 - 6)	L = 25 m
19.6901.514.00	13,52 (6 - 1,52 - 6)	L = 25 m
19.6901.515.00	15	L = 25 m
19.6901.517.00	16,76 (8 - 0,76 - 8)	L = 25 m
19.6901.518.00	17,52 (8 - 1,52 - 8)	L = 25 m
19.6901.519.00	19	L = 25 m
19.6901.521.00	20,76 (10 - 0,76 - 10)	L = 25 m
19.6901.522.00	21,52 (10 - 1,52 - 10)	L = 25 m

NEW

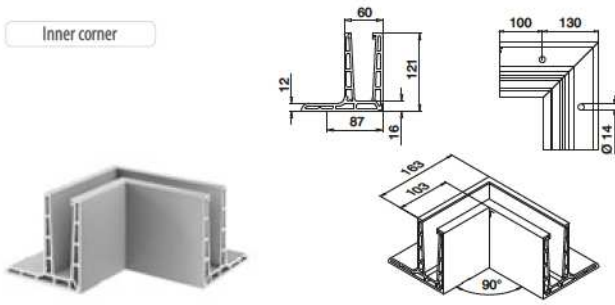
International Design Model Protection

Q-INFO



EASY GLASS® PRO F - Connectors, top mount

Inner corner

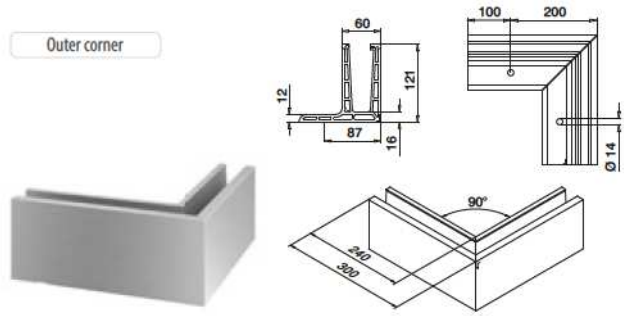


MOD 6313

Aluminium	Stainless steel effect			
OUTDOOR				
16.6313.009.18	QS-562	342 / QS-563	342	1



Outer corner



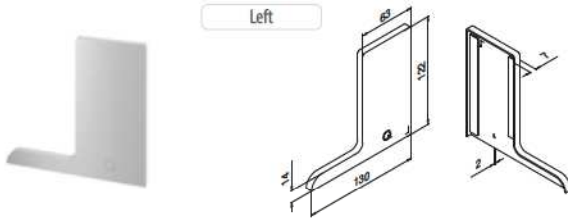
MOD 6314

Aluminium	Stainless steel effect			
OUTDOOR				
16.6314.009.18	QS-562	342 / QS-563	342	1



EASY GLASS® PRO F - End fittings, top mount

Left

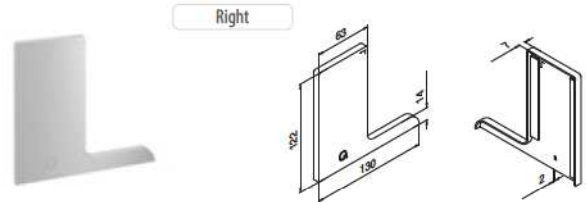


MOD 6734

Aluminium	Stainless steel effect			
OUTDOOR				
16.6734.009.18				1



Right



MOD 6735

Aluminium	Stainless steel effect			
OUTDOOR				
16.6735.009.18				1



EASY GLASS® - Multitool

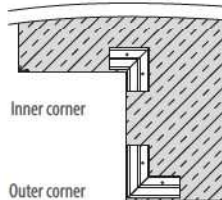


MOD 6920

Accessories			
	Q		
19.6920.000.00	Q-71		1

International Design Model Protection

Q-INFO MOD 6313 / 6314



Q-INFO MOD 6920



Q-INFO MOD 6734 / 6735

